

SOLAR BATTERY

High Temperature Deep Cycle Gel 12V/6V Series

CSPower HTL deep cycle gel solar battery adopts the advanced developed nano gel electrolyte with super-C additive plus heavy duty plates design inside. It has a longer service life even deep cycle discharge use and can provide optimum and reliable service under extreme condition such as high temperature and frequent power failure. Thus it is highly suited for tropical area in outdoor applications such as Off-grid PV system.



Features

- **Capacity range:** 14 ~ 420Ah
- **Low self-discharge rate:** ≤3% per month
- **High oxygen recombination efficiency:** ≥98%
- **Lifetime:** 18 ~ 20 years design lifetime in standby application at 25 °C
- **Wide operation temperature range:** -40 °C ~ +60 °C
- **Deep cycle performance:** up to 2800 cycles@30% DOD
- **High charging receptivity**
- **Excellent deep discharge recovery capability**
- **Longer life and higher stability under high temp. environment (no air-con needed)**
- **Integrated design to ensure the best uniformity and reliability**

Applications



Solar lighting systems



Solar/wind energy storage systems

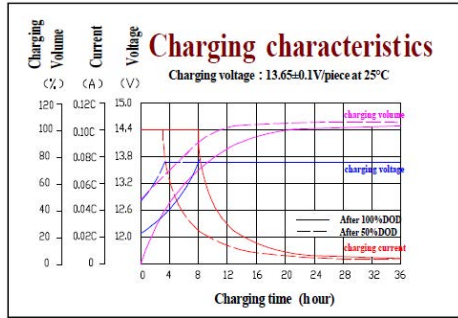
Specifications

CSPower MODEL	Voltage	Capacity	Battery Dimension (mm)				Weight (kg)	Terminal	Bolt
	(V)	(Ah)	L	W	H	TH	(±3%)		
HTL12-14	12	14	152	99	96	102	4.1	F1/F2	/
HTL12-20	12	20	181	77	167	167	6.3	T1/L1	M5×12
HTL12-24	12	24	166	175	126	126	8.6	T2	M6×14
HTL12-26	12	26	165	126	174	179	8.7	T2	M6×14
HTL12-35	12	35	196	130	155	167	10.8	T3	M6×16
HTL12-40	12	40	198	166	174	174	14.5	T2	M6×14
HTL12-55	12	55	229	138	208	212	16.3	T3	M6×16
HTL12-70	12	70	350	167	178	178	23.6	T3	M6×16
HTL12-75	12	75	260	169	208	227	25.3	T3	M6×16
HTL12-85	12	85	260	169	208	227	26.4	T3	M6×16
HTL12-90	12	90	307	169	211	216	28.5	T3	M6×16
HTL12-100	12	100	307	169	211	216	30.5	T3/T4/AP	M6×16
HTL12-110	12	110	331	174	214	220	33.6	T4/AP	M8×18
HTL12-120	12	120	407	173	210	233	39.5	T5	M8×18
HTL12-135	12	135	344	172	280	285	41.1	T5/AP	M8×18
HTL12-150	12	150	484	171	241	241	45.8	T4	M8×18
HTL12-180	12	180	532	206	216	222	56.3	T4	M8×18
HTL12-200	12	200	532	206	216	222	58.7	T4	M8×18
HTL12-230	12	230	522	240	219	225	65.3	T5	M8×18
HTL12-250	12	250	520	268	203	209	71.3	T5	M8×18
HTL12-300	12	300	520	268	220	226	77.3	T5	M8×18
HTL6-200	6	200	306	168	220	222	30.3	T5	M8×18
HTL6-210	6	210	260	180	247	249	29.8	T5	M8×18
HTL6-220	6	220	306	168	220	222	31.8	T5	M8×18
HTL6-225	6	225	243	187	275	275	30.8	T5/AP	M8×18
HTL6-250	6	250	260	180	265	272	34.8	T5/AP	M8×18
HTL6-310	6	310	295	178	346	366	46.3	T5/AF	M8×18
HTL6-330	6	330	295	178	354	360	46.9	T5/AF	M8×18
HTL6-380	6	380	295	178	404	410	55.6	T5/AF	M8×18
HTL6-420	6	420	295	178	404	410	57.1	T5/AF	M8×18

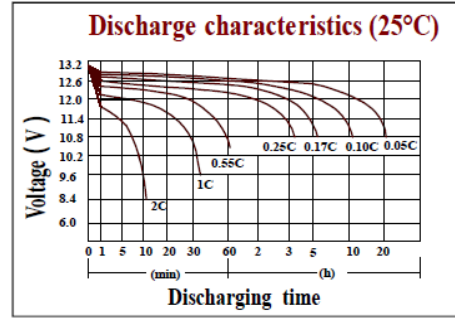
Products will be improved without notice, please contact sales for specification in kind prevail.

CHARACTERISTICS

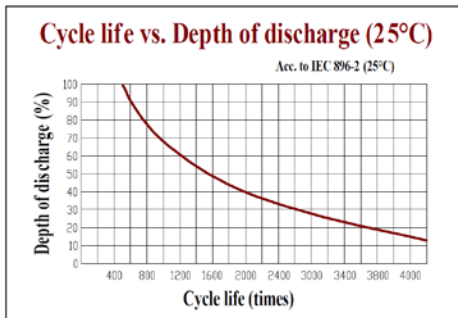
Charging Characteristics



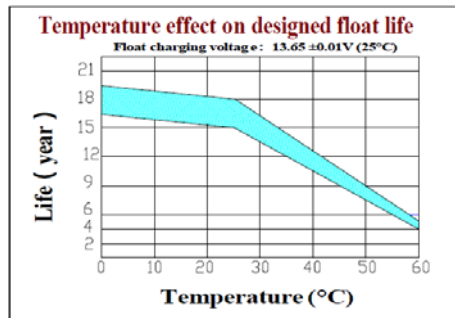
Discharging Characteristics(25°C)



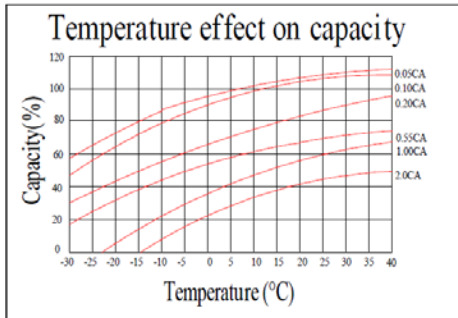
Cycle Life VS. Depth of Discharge(25°C)



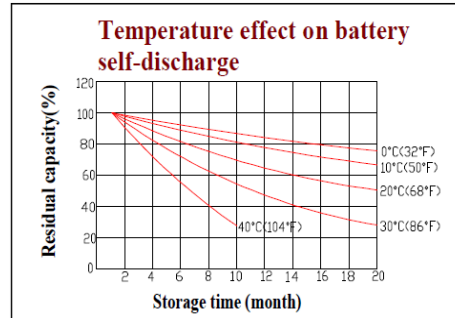
Temperature Effect on designed float Life



Temperature Effect on Capacity



Temperature Effect on battery self-discharge



Battery Construction

Component	Positive plate	Negative plate	Container & Cover	Safety valve	Terminal	Separator	ElectroMe	Pillar seal
Features	Thick high Sn low Ca grid with special paste	Balanced Pb-Ca grid fbr improved recombination efficiency	ABS (UL94-V0)	Flame Si-Rubber and aging resistance	Female Copper Insert M8/M6	Fiberglass	Silicon Gel	Two layers epoxy resin seal

